


JW-HD108N

N-type
Bifacial Double Glass Mono Module

410-430W

IEC61215(2016), IEC61730(2016)
ISO9001:2015: Quality Management System
ISO14001:2015: Environment Management System
ISO45001:2018: Occupational health and safety management systems



430W

Maximum Power Output

22.02%

Maximum Module Efficiency

0~+5W

Power Output Tolerance



10-30% Additional Power Generation

30 years lifespan brings 10-30% additional power generation comparing with conventional P-type module



Better Weak Illumination Response

Higher power output even under low-light environments like on cloudy or foggy days



ZERO LID (Light Induced Degradation)

N-type solar cell has no LID naturally which can increase power generation



Better Temperature Coefficient

Higher power generation under working conditions, thanks to passivating contact cell technology



Lower LCOE

Higher bifaciality, higher power output and lower BOS cost



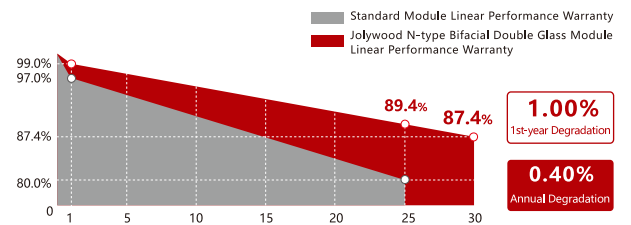
Wider Applicability

More application scenes like BIPV, vertical installation, snowfield, high-humid, windy and dusty area

Jolywood Delivers Reliable Performance Over Time

- Leader of N-type bifacial manufacturer
- Full-automatic facility and industry-leading technology
- Best-in-class durability and reliability
- BNEF Tier One

Linear Performance Warranty



12 Years Product Material & Workmanship

30 Years Linear Performance Warranty

JW-HD108N Series | N-type Bifacial Double Glass Mono Module

Electrical Properties | STC*

| Testing Condition | Front Side | Front Side | Front Side | Front Side | Front Side |
|---------------------------------|------------|------------|------------|------------|------------|
| Peak Power (Pmax) (W) | 410 | 415 | 420 | 425 | 430 |
| MPP Voltage (Vmp) (V) | 31.5 | 31.7 | 31.9 | 32.1 | 32.3 |
| MPP Current (Imp) (A) | 13.02 | 13.10 | 13.17 | 13.24 | 13.32 |
| Open Circuit Voltage (Voc) (V) | 37.5 | 37.7 | 37.9 | 38.1 | 38.3 |
| Short Circuit Current (Isc) (A) | 13.82 | 13.91 | 13.98 | 14.05 | 14.12 |
| Module Efficiency (%) | 21.00 | 21.25 | 21.51 | 21.76 | 22.02 |

*STC: Irradiance 1000 W/m², Cell Temperature 25°C, AM1.5
The data above is for reference only and the actual data is in accordance with the practical testing
Power Measurement Tolerance ±3%

Electrical Properties | NOCT*

| Testing Condition | Front Side | Front Side | Front Side | Front Side | Front Side |
|---------------------------------|------------|------------|------------|------------|------------|
| Peak Power (Pmax) (W) | 311 | 315 | 318 | 322 | 326 |
| MPP Voltage (Vmp) (V) | 29.6 | 29.8 | 30.0 | 30.2 | 30.3 |
| MPP Current (Imp) (A) | 10.50 | 10.56 | 10.62 | 10.67 | 10.74 |
| Open Circuit Voltage (Voc) (V) | 35.8 | 36.0 | 36.2 | 36.4 | 36.6 |
| Short Circuit Current (Isc) (A) | 11.14 | 11.22 | 11.27 | 11.33 | 11.38 |

*NOCT: Irradiance 800 W/m², Ambient Temperature 20°C, Wind Speed 1 m/s

Operating Properties

| | |
|--------------------------------|----------------|
| Operating Temperature (°C) | -40°C~+85°C |
| Maximum System Voltage (V) | 1500V DC (IEC) |
| Maximum Series Fuse Rating (A) | 30 |
| Power Tolerance | 0~+5W |
| Bifaciality* | 80% |

*Bifaciality=Pmaxrear (STC) /Pmaxfront (STC) , Bifaciality tolerance:±5%

Temperature Coefficient

| | |
|---|------------|
| Temperature Coefficient of Pmax* | -0.310%/°C |
| Temperature Coefficient of Voc | -0.260%/°C |
| Temperature Coefficient of Isc | +0.046%/°C |
| Nominal Operating Cell Temperature (NOCT) | 42±2°C |

*Temperature Coefficient of Pmax±0.03%/°C

Mechanical Properties

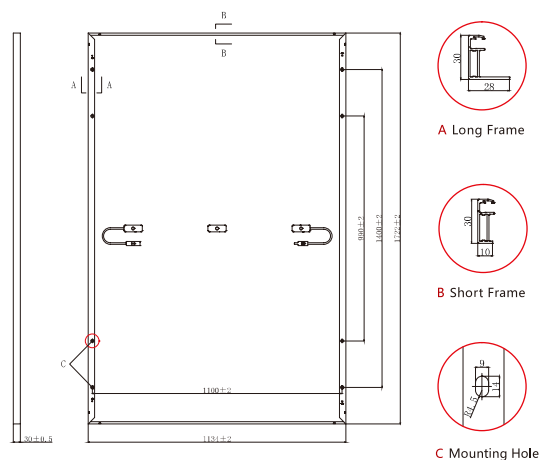
| | |
|---------------------|--|
| Cell Size | 182.00mm*91.00mm |
| Number of Cells | 108pcs(12*9) |
| Module Dimension | 1722mm*1134mm*30mm |
| Weight | 24.5kg |
| Front / Rear Glass* | 2.0mm/2.0mm |
| Frame | Anodized Aluminium Alloy |
| Junction Box | IP68 (3 diodes) |
| Length of Cable | 4.0mm ² , +300mm/-180mm (Cable length can be customized) |

*Heat strengthened glass

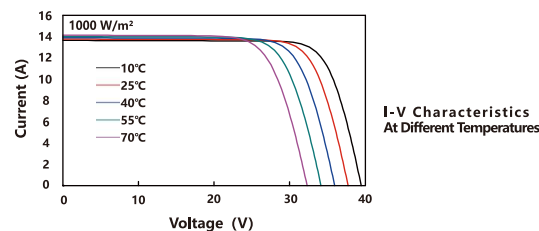
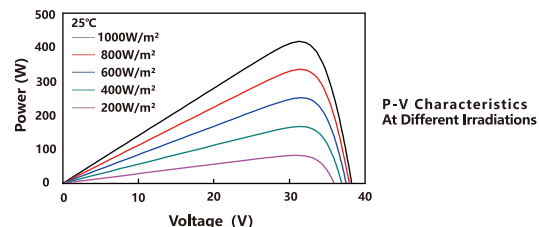
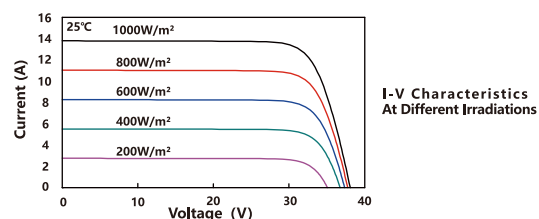
With Different Power Generation Gain (regarding 415W as an example)

| Power Gain (%) | Peak Power (Pmax) (W) | MPP Voltage (Vmp) (V) | MPP Current (Imp) (A) | Open Circuit Voltage (Voc) (V) | Short Circuit Current (Isc) (A) |
|----------------|-----------------------|-----------------------|-----------------------|--------------------------------|---------------------------------|
| 10 | 448 | 31.7 | 14.13 | 37.7 | 14.99 |
| 15 | 465 | 31.7 | 14.65 | 37.7 | 15.54 |
| 20 | 481 | 31.7 | 15.17 | 37.7 | 16.08 |
| 25 | 498 | 31.7 | 15.69 | 37.7 | 16.62 |
| 30 | 515 | 31.8 | 16.20 | 37.8 | 17.16 |

Engineering Drawing (unit: mm)



Characteristic Curves | HD108N-415



Packaging Configuration

| Packing Type | 20'GP | 40'GP | 40'HQ |
|------------------|-------|-------|-------|
| Piece/Pallet | | 36 | |
| Pallet/Container | 6 | 13 | 26 |
| Piece/Container | 216 | 468 | 936 |

*The specification and key features described in this datasheet may deviate slightly and are not guaranteed. Due to ongoing innovation, R&D enhancement, Jolywood (Taizhou) Solar Technology Co., Ltd. reserves the right to make any adjustment to the information described herein at any time without notice. Please always obtain the most recent version of the datasheet which shall be duly incorporated into the binding contract made by the parties governing all transactions related to the purchase and sale of the products described herein.

